



UGROW COMMUNITY GARDENS

2025 Community Guidelines

A Garden in the Community, A
Community within the Garden.

Contents

UGROW Contacts	2
Plot Renewal in 2025	3
2025 Annual Fees	3
Incomplete Work-in-Kind	3
Work Parties	3
Member Responsibilities	4
How to Add a Plot	4
Member Services	5
Tool Sheds and Tools	5
Washroom	5
Your Garden Plot	5
Environment	5
Planting	5
Permitted	5
Not Permitted	5
Plot Maintenance	5
Water	7
Mulches are a Good Organic Practice	7
Guiding Principles	6
Restrictions	7
Storage of Construction Material	8
Structures	8
Cold Frames (?)	8
Plant or Row Covers; Greenhouses	8
Pole Bean and Pea Supports	8
Berries/Grapes/Plants over 1 m	8
Trellises/Arbors	8
Disposal of Materials	9
Guideline Enforcement	9
Prohibited Plants	10

UGROW Contacts

President

Stuart Bucholtz

WestCreekOrganics@gmail.com

Liaison to Stuart

Karin

KarinUGrow@gmail.com

Seed Savers Initiative -

UGrowSeedSavers@gmail.com

Our Website

<https://www.ugrowgardens.org>

E Transfers will auto deposit to Attica Ventures Ltd.(Ugrow)at either:

westcreekorganics@gmail.com or westcreekorganics@yahoo.com

Plot Renewal in 2025

Members have the opportunity to renew their plots from year to year, provided the plots have been maintained the previous season. **The deadline for membership and plot renewal with payment of fees is March 15th.**

For farm management purposes, we need to determine garden plot availability for the season. Therefore, memberships must be renewed, and **fees received by March 15th**. If payment has not been received from you by March 15th, your plot(s) that have not been renewed are released to the rental pool and your garden clean-up fee may be forfeited.

The refundable Clean-Up Fee will reserve your plot for the following growing season, provided your plot has been:

- Forked and dug over, and/or planted with cover crop by October 15th, and you have submitted your Garden Input Record.
- Allowed overwintering plants are garlic, kale, brussels sprouts, and other cold-hardy brassicas.

2025 Annual Fees

Fees cover the operating expenses of the garden. This is the FIRST rental fee increase in 15 years!

- Annual plot rental fees:
- 300 sq ft: \$190 (12 % increase)
- 600 sq ft: \$310 (11% increase)
- 900 sq ft: \$430 (10% increase)
- Larger sizes – similar rate of increase - please inquire.
- Refundable Clean-up/Compliance Fee: 1.5x rental fee (was 2X in 2024)
- In-kind work: a *minimum* of 4 hours of work party or alternative work (admin or committee work).

Work-in-Kind

Gardeners who do less than 4 hours of work party (or committee work) in a season will pay cash-in-lieu of work of \$125, to be added to their annual membership fees at the next renewal (or deducted from Cleanup/Compliance deposit, if not returning). Gardeners who do not complete the required 4 hours will also be ineligible to add a plot the following spring. Alternatively, Gardeners may pay the fee upfront, and if the 4 hours of In-Kind-Work is completed, a \$125 credit will be issued for the following year's fees.

Work Parties

There are up to 10 scheduled work parties throughout the year to provide an opportunity to do the Community Work. Members may attend one or more work parties for 1 to 4 hours to fulfill the minimum 4-hour work party requirement. Work parties are organized by Karin. Please contact her for more information. Work parties will run approximately every other weekend, from the beginning of April to October 15th. Schedule will be posted in the tool shed.

- Bring gloves, hand tools and water to work parties. Dress for the weather.
- Dogs, as well as children who are too young to participate, do not belong at work parties.

Member Responsibilities

- Members are subject to UGrow Guidelines and the UGrow Code of Conduct.
- Gardens properly cared for will improve with time.
- Notify KarinUGrow@gmail.com if your contact information changes.
- Work your plots by May 1st. At a minimum, weeds and cover crops must be cut down and borders trimmed.
- Maintain your plots and borders and provide weed control throughout the growing season.
- Every gardener must have a compost plan. Compost all organic waste (except seed heads, diseased, noxious or invasive plants) on your plot.
- Seed heads, diseased, noxious or invasive plants **MUST** be bagged and removed from the Community Garden.
- Arrange for someone to look after your plot(s) if you are away from the garden. Notify KarinUGrow@gmail.com so we know the plot has not been abandoned.
- If you intend to surrender your plot(s), advise us as soon as you decide to do so. You are required to submit a Garden Input Record at that time and clean the plot(s) so that they are ready for the next gardener. All personal materials must be removed from your plot(s) and shed, if applicable, within 7 days of giving notice that you intend to surrender your plot(s).
- Dogs do not belong in the gardens. Please do not bring pets into the gardens (a dog may stay in the vehicle as long as he or she stays quiet but is not allowed out of the vehicle into the garden except to be taken out of the gardens on-leash for a walk along the road). If your dog tends to bark or whine, please leave him or her at home.

Cleanup/Compliance Deposit Returns

- Provided that you have complied with all of the above, your cleanup deposit will be promptly returned.
- If you have been notified during the growing season of mature weeds, and /or prohibited/invasive/noxious weeds being present in your garden, the return of your deposit may be delayed until the following Spring at the manager's discretion.
- The bare dirt surface appearance in October, when plant/weed growth is going dormant, makes it impossible to determine the thoroughness of cleanup done of sub-surface roots.
- By early April, sub-surface noxious plant roots etc. resurface and regrow, requiring UGrow labor to remove and restore for another gardener's use.
- Gardeners who are subject to this deferred deposit return are allowed to remediate their garden of invasive/prohibited/noxious weeds/roots as soon as plant/weed growth resumes in Spring, though not later than April 1st. The fewer unwanted plant parts that remain by April 1st, the greater the deposit return will be.
- Depending upon soil conditions due to weather impacts e.g. excessive Spring rains and waterlogged soil, the manager, at their discretion, may adjust the April 1st date and the affected gardener will be notified.

How to Add a Plot

Send an email with your request to: KarinUGrow@gmail.com

State if you wish a specific (or adjacent) plot, or a plot anywhere. Plots are assigned based on the date of application. Once you agree to the plot, you must fill out and submit a rental agreement for the new plot. Plots “belong” to the garden, not the gardener. Plots may **not** be traded or reassigned except by the UGrow President.

Tool Sheds and Tools

You may rent tool shed space to store your own tools. The annual rate is: \$50 per year and is payable at the time of plot renewal by March 15th. Space is subject to availability, so please check with us BEFORE you pay the rental fee and bring your tools.

The tool shed door should be kept ***closed at all times***. Please treat the **community tools** or wheelbarrows as if they were your own. Safely use tools and clean them before returning them to the shed. Community tools (wheelbarrows) are to be used in the garden and returned at the end of each day. Please ***leave a note if a tool is broken or send an email to KarinUGrow@gmail.com***.

Washroom

A washroom is available in the gardens. Please keep the facilities clean and tidy.

Your Garden Plot

Environment

- We are an organic garden. Herbicides, pesticides, or chemical fertilizers cannot be applied anywhere unless they meet certified organic standards. If in doubt about any product, contact either Stuart or Karin.
- Treated lumber or wood products are not permitted in the garden.
- Pets are not permitted in the gardens.

Planting

- Plots are for cultivation. At least 75% of garden beds should be planted.
- Do not plant anything outside the borders of your plot.

Permitted:

- Organically cultivated seeds.
- Organically grown annual transplants (seedlings).
- Organically grown perennials (raspberries, strawberries, etc).
- Organic manure, compost, and seed meal (OMRI).
- OMRI listed materials (Organic Materials Review Institute).

Not Permitted:

- Treated seeds.
- Conventional (non-organically grown) annual transplants.
- Synthetic or chemical fertilizers (on any seeds, seedlings, planting stock, or soil).
- Synthetic or chemically derived fungicide, herbicide, or insecticide.
- Genetically modified or engineered organisms or inoculants.
- Any growing practice prohibited by the Canadian Organic Standards and/or not in compliance with organic production systems.

Invasive and noxious weed species are not permitted. A small list is provided at the end of this document. Please review it to ensure that your plot(s) do not harbor invasive or noxious weeds. Failure to eradicate weeds from your plot(s) may result in forfeiture of your plot(s). There are more plants than there is space for in this document. It is your responsibility to educate yourself on which plants are considered invasive and/or noxious in BC. There are several websites where this information can be found. We have listed three to get you started. **Pay special attention to the image provided for the Creeping Yellow Cress found on the last page of this document. The following link will take you to a Google page that provides more information on this prohibited weed.**

<https://www.google.com/search?client=firefox-b-d&q=creeping+field+cress>

 **creepingfieldcress[1]**

<https://bcinvasives.ca/take-action/identify/>

https://ibis.geog.ubc.ca/biodiversity/eflora/invasive/invasive_species_list.htm

Mint and Horseradish are also invasive and **must** be planted in containers.

Trees are not permitted in garden plot(s).

Plot Maintenance

- Keep your plot weeded and borders edged and trimmed. Prevent plants from growing beyond your borders.
- ***Neighborhood pathways must be kept clear of wood chips, rocks, wire, garbage, and tools.***

Waste Management on Plots

All non-plant materials such as plastic or metals (i.e. garbage) must be removed and disposed of ***in your home garbage*** (not in a compost bin).

All organic matter on your plot must be buried, composted, or chopped and used as mulch. Weeds can be buried or composted on your plot.

Bag and remove: blighted tomato and potato plants, plants with club roots, **all plant parts of CREEPING YELLOW CRESS**, morning glory, horseradish, comfrey, other invasive plants, and weeds with mature seed heads.

Dumping of any type of waste material including plant material violates your agreement with UGrow Gardens and can result in loss of your plot(s).

Maintain your plot throughout the year. Harvest your produce as it ripens. If you are unable to harvest your crop, please email KarinUGrow@gmail.com for help. Begin plot cleanup as you harvest and have your plot ready for winter by October 15th. (Winter crops such as kale, Brussels sprouts, leeks, etc., can be left to mature.)

The consequences of not maintaining your plot are outlined in the section on [Guideline](#)

Enforcement.

Water

Our water is sourced from an artesian well. It is therefore especially important to ensure that no toxic substances enter the groundwater at our farm.

Overhead watering must not go past your garden plot boundaries at any time.

Automatic drip hoses are encouraged. Report leaking taps and hoses to

KarinUGrow@gmail.com.

Mulches are a Good Organic Practice

- Retain soil moisture.
- Boost fertility.

Acceptable materials for mulching are:

- grass clippings
- straw
- hemp straw
- leaves
- peat moss
- manure
- chipped corn stalks
- fir bark
- sawdust

Do not use cedar bark mulch, rubber mulch, black plastic, hay, or gravel.

Structures and Plantings

Allowed structures include pole bean and pea supports, trellises, arbors, plant/row covers, cold frames, fences, water barrels and raised bed borders. Cedar can be used for building.

Gardeners will be required to remove non-compliant plants and structures!

Guiding Principles

- Locate structures and tall plants (over 1 meter) to minimize shading a neighbor's plot.
- Maintain your structures and plantings without stepping into a neighbor's plot.
- Structures must be sturdy and safe. Avoid sharp edges, protruding edges and wire. Glass is not permitted.
- Structures must be monitored year-round and kept in good repair. We recommend removing plastic covers for winter.

Restrictions

- Black plastic or plastic tarps (except for use to help eradicate invasive plants or noxious weeds).
- Loose fitting and "invisible" netting (a hazard for birds).
- Insects/wildlife traps of any kind.
- Folding camp chairs are acceptable.
- Rubber tires are not permitted (aesthetics).

- **No treated lumber!**

Storage of Construction Material

- Construction materials that have not been included in a build cannot be left in the garden over winter.
- Materials cannot be stored in public pathways or common areas.

Structures

Cold Frames

- Maximum height 1 meter (39 inches). Maximum coverage 5 square meters (48 square feet) per plot
- No glass, and no treated wood.
- Submit any proposed deviations for approval before construction.

Plant or Row Covers; Greenhouses

- Maximum height 2.3 meters (7 feet).
- Maximum area: 10 square meters (110 square feet) per plot, at least 60 cm (2 feet) from N, W or E plot line with a neighbor.
- Must be structurally sound and anchored within the plot border.
- Clear plastic covers must be of a durable thickness (5 mil). Winter removal is recommended. Fabric row covers must be thoroughly secured. Low-quality hardware store variety ground cover is not permitted due to rapid UV degradation.
- Row covers must be kept in good repair.
- Submit any proposed deviations for approval before construction.

Pole Bean and Pea Supports

- No limit per plot for temporary seasonal supports, but must not exceed 2.3 m (7 feet) high. Do not use “invisible” netting - it traps birds.

Berries/Grapes/Plants over 1 m

- Must be planted a minimum of 2 feet from the north, east and west border with a neighbor.
- Must be trellised and confined so that they and their roots don't grow into the pathway or neighbors' plots.
- Must be harvested when ripe.

Trellises/Arbors

- Must be sturdily constructed and safely anchored.
- Maximum height 2.3 meters/7 feet (from ground level to highest point).
- No treated lumber

Compost Boxes and Bins

- Must be securely anchored.

- Plastic allowed. No treated lumber.
- Must be stable and securely covered, e.g., fitted screening for safety, to prevent rodent infestations, and a lid during mosquito season.
- Must be on a Gardener's plot.
- Non-injurious materials permitting movement of light and air are required. No treated lumber.
- Maximum height: 42 inches (105 cm).

Disposal of Materials

- Gardeners are responsible for the disposal of all unwanted materials.
- No materials are to be disposed of in the common areas, or adjacent to the community garden.
- Dumping of unwanted materials is a violation of the UGrow Garden agreement and will not be tolerated.

Guideline Enforcement

Every effort will be made to help gardeners understand and follow the guidelines. If the guidelines are not followed your plot(s) may be revoked.

Use of pesticides, fungicides and herbicides not approved for organic gardening could result in immediate loss of plots.

Guideline infractions will be handled as follows:

1. The gardener receives a phone call or email outlining the concern, the steps to be taken, and a timeline for remediation.
2. An extension may be requested. You have 1 week to call or email to request an extension.
3. If you fail to address the concern within the timeline (usually 2-3 weeks) the management may revoke your plot(s).










Situations that could result in loss of plot(s):





- Plot(s) not worked by May 1st
- Failure to remove and control invasive plants.
- Plot(s) neglected and with spreading weeds (3 notices).
- Dumping of any kind of waste material, including plant material, inside or outside the Community Gardens
- Use of herbicides, insecticides, fungicides, and all fertilizers not approved for organic gardening.
- See the UGROW Code of Conduct and Processes link for details regarding misconduct.

“A community in the garden, a garden in the community.”

Prohibited Plants

This is not a complete list. Refer to local BC websites for lists of noxious weeds and invasive species.

<p>Kiek aka Spreading Yellow Cress (<i>Rorippa sinuata</i>) PUBLIC ENEMY NO. 1</p> 	<p>Himalayan and evergreen Blackberry (<i>Rubus discolor</i>, <i>Rubus laciniatus</i>)</p> 	<p>Lamium (<i>Lamiastrum galeobdolon</i>)</p> 
<p>Policeman's Helmet (<i>Impatiens glandulifera</i>)</p> 	<p>Purple Loosestrife (<i>Lythrum salicaria</i>)</p> 	<p>Morning glory (<i>Convolvulus sepium</i>)</p> 
<p>Goutweed (<i>Aegopodium podagraria</i>)</p> 	<p>Yellow flag Iris (<i>Iris pseudocarpus</i>)</p> 	<p>Periwinkle: Vinca (<i>Vinca major</i>, <i>Vinca minor</i>)</p> 

<p>Cherry Laurel (<i>Prunus laurocerasus</i>)</p>  A close-up photograph of a Cherry Laurel plant. It features dark green, glossy, lanceolate leaves and clusters of small, white, tubular flowers.	<p>Comfrey (<i>Symphytum officinale</i>)</p>  A photograph of a Comfrey plant in a field. The plant has large, heart-shaped green leaves and clusters of small, purple, bell-shaped flowers.	<p>English Ivy (<i>Hedera helix</i>) and varieties</p>  A collage of four photographs showing different varieties of English Ivy. The top-left shows a variegated variety with green and white leaves. The top-right shows a variegated variety with green and yellow leaves. The bottom-left shows a dense, green ivy covering a stone wall. The bottom-right shows a variegated variety with green and white leaves.
<p>Hops (<i>Humulus</i> spp)</p>  A close-up photograph of hop cones (hops) on a plant. The cones are green and have a bumpy, textured appearance.		